

# FORM NO. MGT-7

[Pursuant to sub-Section(1) of section 92 of the Companies Act, 2013 and sub-rule (1) of rule 11of the Companies (Management and Administration) Rules, 2014]



# Annual Return

Form language  English  Hindi

Refer the instruction kit for filing the form.

## I. REGISTRATION AND OTHER DETAILS

(i) \* Corporate Identification Number (CIN) of the company

L85110TZ1955PLC015049

Pre-fill

Global Location Number (GLN) of the company

\* Permanent Account Number (PAN) of the company

AAACT6503G

(ii) (a) Name of the company

TTK PRESTIGE LIMITED

(b) Registered office address

Plot No.38, SIPCOT Industrial Complex,  
Hosur  
Tamil Nadu  
635126  
India



(c) \*e-mail ID of the company

ks@ttkprestige.com

(d) \*Telephone number with STD code

08022218817

(e) Website

www.ttkprestige.com

(iii) Date of Incorporation

22/10/1955

(iv)	Type of the Company	Category of the Company	Sub-category of the Company
	Public Company	Company limited by shares	Indian Non-Government company

(v) Whether company is having share capital

Yes  No

(vi) \*Whether shares listed on recognized Stock Exchange(s)

Yes  No

(a) Details of stock exchanges where shares are listed

S. No.	Stock Exchange Name	Code
1	BSE Limited	1
2	National Stock Exchange of India Limited	1,024

(b) CIN of the Registrar and Transfer Agent

U72400TG2017PTC117649

Pre-fill

Name of the Registrar and Transfer Agent

KFIN TECHNOLOGIES PRIVATE LIMITED

Registered office address of the Registrar and Transfer Agents

Selenium, Tower B, Plot No- 31 & 32,  
Financial District, Nanakramguda, Serilingampally

(vii) \*Financial year From date 01/04/2020 (DD/MM/YYYY) To date 31/03/2021 (DD/MM/YYYY)

(viii) \*Whether Annual general meeting (AGM) held  Yes  No

(a) If yes, date of AGM

(b) Due date of AGM

30/09/2021

(c) Whether any extension for AGM granted

Yes  No

(f) Specify the reasons for not holding the same

AGM will be held on 08/07/2021

## II. PRINCIPAL BUSINESS ACTIVITIES OF THE COMPANY

\*Number of business activities

1

S.No	Main Activity group code	Description of Main Activity group	Business Activity Code	Description of Business Activity	% of turnover of the company
1	C	Manufacturing	C7	Metal and metal products	100

## III. PARTICULARS OF HOLDING, SUBSIDIARY AND ASSOCIATE COMPANIES (INCLUDING JOINT VENTURES)

\*No. of Companies for which information is to be given

3

Pre-fill All

S.No	Name of the company	CIN / FCRN	Holding/ Subsidiary/Associate/ Joint Venture	% of shares held
1	TTK British Holdings Limited		Subsidiary	100
2	Horwood Homewares Limited		Subsidiary	100
3	Horwood Life Limited		Subsidiary	51

#### IV. SHARE CAPITAL, DEBENTURES AND OTHER SECURITIES OF THE COMPANY

##### (i) \*SHARE CAPITAL

###### (a) Equity share capital

Particulars	Authorised capital	Issued capital	Subscribed capital	Paid up capital
Total number of equity shares	15,000,000	13,861,402	13,861,402	13,861,402
Total amount of equity shares (in Rupees)	150,000,000	138,614,020	138,614,020	138,614,020

Number of classes

1

Class of Shares	Authorised capital	Issued capital	Subscribed capital	Paid up capital
Number of equity shares	15,000,000	13,861,402	13,861,402	13,861,402
Nominal value per share (in rupees)	10	10	10	10
Total amount of equity shares (in rupees)	150,000,000	138,614,020	138,614,020	138,614,020

###### (b) Preference share capital

Particulars	Authorised capital	Issued capital	Subscribed capital	Paid-up capital
Total number of preference shares	0	0	0	0
Total amount of preference shares (in rupees)	0	0	0	0

Number of classes

0

Class of shares	Authorised capital	Issued capital	Subscribed capital	Paid up capital
Number of preference shares				
Nominal value per share (in rupees)				
Total amount of preference shares (in rupees)				

**(c) Unclassified share capital**

Particulars	Authorised Capital
Total amount of unclassified shares	0

**(d) Break-up of paid-up share capital**

Class of shares	Number of shares	Total nominal amount	Total Paid-up amount	Total premium
<b>Equity shares</b>				
<b>At the beginning of the year</b>	13,861,402	138,614,020	138,614,020	
<b>Increase during the year</b>	0	0	0	0
i. Public Issues	0	0	0	0
ii. Rights issue	0	0	0	0
iii. Bonus issue	0	0	0	0
iv. Private Placement/ Preferential allotment	0	0	0	0
v. ESOPs	0	0	0	0
vi. Sweat equity shares allotted	0	0	0	0
vii. Conversion of Preference share	0	0	0	0
viii. Conversion of Debentures	0	0	0	0
ix. GDRs/ADRs	0	0	0	0
x. Others, specify	0	0	0	
Nil				
<b>Decrease during the year</b>	0	0	0	0
i. Buy-back of shares	0	0	0	0
ii. Shares forfeited	0	0	0	0
iii. Reduction of share capital	0	0	0	0
iv. Others, specify	0	0	0	
Nil				
<b>At the end of the year</b>	13,861,402	138,614,020	138,614,020	
<b>Preference shares</b>				
<b>At the beginning of the year</b>	0	0	0	

<b>Increase during the year</b>	0	0	0	0
i. Issues of shares	0	0	0	0
ii. Re-issue of forfeited shares	0	0	0	0
iii. Others, specify				
<b>Decrease during the year</b>	0	0	0	0
i. Redemption of shares	0	0	0	0
ii. Shares forfeited	0	0	0	0
iii. Reduction of share capital	0	0	0	0
iv. Others, specify	0			
Nil	0			
<b>At the end of the year</b>	0	0	0	

(ii) Details of stock split/consolidation during the year (for each class of shares)

0

Class of shares		(i)	(ii)	(iii)
Before split / Consolidation	Number of shares			
	Face value per share			
After split / Consolidation	Number of shares			
	Face value per share			

(iii) Details of shares/Debentures Transfers since closure date of last financial year (or in the case of the first return at any time since the incorporation of the company) \*

Nil

[Details being provided in a CD/Digital Media]

Yes  No  Not Applicable

Separate sheet attached for details of transfers

Yes  No

Note: In case list of transfer exceeds 10, option for submission as a separate sheet attachment or submission in a CD/Digital Media may be shown.

Date of the previous annual general meeting

Date of registration of transfer (Date Month Year) <input type="text"/>			
Type of transfer	<input type="text"/>	1 - Equity, 2- Preference Shares,3 - Debentures, 4 - Stock	
Number of Shares/ Debentures/ Units Transferred	<input type="text"/>	Amount per Share/ Debenture/Unit (in Rs.)	<input type="text"/>
Ledger Folio of Transferor <input type="text"/>			
Transferor's Name	<input type="text"/>	<input type="text"/>	<input type="text"/>
	Surname	middle name	first name
Ledger Folio of Transferee <input type="text"/>			
Transferee's Name	<input type="text"/>	<input type="text"/>	<input type="text"/>
	Surname	middle name	first name

Date of registration of transfer (Date Month Year) <input type="text"/>			
Type of transfer	<input type="text"/>	1 - Equity, 2- Preference Shares,3 - Debentures, 4 - Stock	
Number of Shares/ Debentures/ Units Transferred	<input type="text"/>	Amount per Share/ Debenture/Unit (in Rs.)	<input type="text"/>
Ledger Folio of Transferor <input type="text"/>			
Transferor's Name	<input type="text"/>	<input type="text"/>	<input type="text"/>
	Surname	middle name	first name
Ledger Folio of Transferee <input type="text"/>			
Transferee's Name	<input type="text"/>	<input type="text"/>	<input type="text"/>
	Surname	middle name	first name

**(iv) \*Indebtedness including debentures (Outstanding as at the end of financial year)**

Particulars	Number of units	Nominal value per unit	Total value
Non-convertible debentures	0	0	0
Partly convertible debentures	0	0	0
Fully convertible debentures	0	0	0
Secured Loans (including interest outstanding/accrued but not due for payment) excluding deposits			0
Unsecured Loans (including interest outstanding/accrued but not due for payment) excluding deposits			0
Deposit			0
<b>Total</b>			0

**Details of debentures**

Class of debentures	Outstanding as at the beginning of the year	Increase during the year	Decrease during the year	Outstanding as at the end of the year
Non-convertible debentures	0	0	0	0
Partly convertible debentures	0	0	0	0
Fully convertible debentures	0	0	0	0

**(v) Securities (other than shares and debentures)**

0

Type of Securities	Number of Securities	Nominal Value of each Unit	Total Nominal Value	Paid up Value of each Unit	Total Paid up Value
<b>Total</b>					

**V. \*Turnover and net worth of the company (as defined in the Companies Act, 2013)****(i) Turnover**

20,330,502,163

**(ii) Net worth of the Company**

14,778,829,305

**VI. (a) \*SHARE HOLDING PATTERN - Promoters**

S. No.	Category	Equity	Preference
--------	----------	--------	------------

		Number of shares	Percentage	Number of shares	Percentage
1.	Individual/Hindu Undivided Family				
	(i) Indian	1,377,447	9.94	0	
	(ii) Non-resident Indian (NRI)	0	0	0	
	(iii) Foreign national (other than NRI)	0	0	0	
2.	Government				
	(i) Central Government	0	0	0	
	(ii) State Government	0	0	0	
	(iii) Government companies	0	0	0	
3.	Insurance companies	0	0	0	
4.	Banks	0	0	0	
5.	Financial institutions	0	0	0	
6.	Foreign institutional investors	0	0	0	
7.	Mutual funds	0	0	0	
8.	Venture capital	0	0	0	
9.	Body corporate (not mentioned above)	17,760	0.13	0	
10.	Others TT Krishnamachari & Co. represent <sup>+</sup>	8,364,400	60.34	0	
	<b>Total</b>	9,759,607	70.41	0	0

**Total number of shareholders (promoters)**

7

**(b) \*SHARE HOLDING PATTERN - Public/Other than promoters**

S. No.	Category	Equity		Preference	
		Number of shares	Percentage	Number of shares	Percentage
1.	Individual/Hindu Undivided Family				
	(i) Indian	754,153	5.44	0	
	(ii) Non-resident Indian (NRI)	33,191	0.24	0	
	(iii) Foreign national (other than NRI)	145	0	0	














**(A) \*Composition of Board of Directors**

Category	Number of directors at the beginning of the year		Number of directors at the end of the year		Percentage of shares held by directors as at the end of year	
	Executive	Non-executive	Executive	Non-executive	Executive	Non-executive
<b>A. Promoter</b>	0	3	0	3	0	5.48
<b>B. Non-Promoter</b>	2	6	2	6	0	0
(i) Non-Independent	2	0	2	0	0	0
(ii) Independent	0	6	0	6	0	0
<b>C. Nominee Directors representing</b>	0	0	0	0	0	0
(i) Banks & FIs	0	0	0	0	0	0
(ii) Investing institutions	0	0	0	0	0	0
(iii) Government	0	0	0	0	0	0
(iv) Small share holders	0	0	0	0	0	0
(v) Others	0	0	0	0	0	0
<b>Total</b>	<b>2</b>	<b>9</b>	<b>2</b>	<b>9</b>	<b>0</b>	<b>5.48</b>

**Number of Directors and Key managerial personnel (who is not director) as on the financial year end date**

13

**(B) (i) \*Details of directors and Key managerial personnel as on the closure of financial year**

Name	DIN/PAN	Designation	Number of equity share(s) held	Date of cessation (after closure of financial year : If any)
JAGANNATHAN THAT 	00191522	Director	428,684	
RAGHUNATHAN THAT 	00043455	Director	2,400	
SRINIVASAN RANGAR 	00043658	Director	0	
VANDANA WALVEKAR 	00059160	Director	1,406	
DILEEP KUMAR KRISH 	00176595	Director	0	
ARUN KUMAR THIAGA 	00292757	Director	1,988	
MURALI NEELAKANTA 	02453014	Director	0	
MUKUND THATTAI	07193370	Director	329,766	

Name	DIN/PAN	Designation	Number of equity share(s) held	Date of cessation (after closure of financial year : If any)
DHRUV MOONDHRA	00151532	Director	0	
CHANDRU KALRO	03474813	Managing Director	120	
KRISHNAMURTHY SH/ +	00043205	Director	1,610	
KRISHNAMURTHY SH/ +	AAIPS7832E	Company Secretar	1,610	
SARANYAN RAJAGOP +	AAHPS9134L	CFO	0	

**(ii) Particulars of change in director(s) and Key managerial personnel during the year**

2

Name	DIN/PAN	Designation at the beginning / during the financial year	Date of appointment/ change in designation/ cessation	Nature of change (Appointment/ Change in designation/ Cessation)
VAITHIANATHAN SUNI +	AKEPS1782M	CFO	30/09/2020	Cessation
SARANYAN RAJAGOP +	AAHPS9134L	CFO	01/10/2020	Appointment

**IX. MEETINGS OF MEMBERS/CLASS OF MEMBERS/BOARD/COMMITTEES OF THE BOARD OF DIRECTORS**

**A. MEMBERS/CLASS /REQUISITIONED/NCLT/COURT CONVENED MEETINGS**

Number of meetings held

1

Type of meeting	Date of meeting	Total Number of Members entitled to attend meeting	Attendance	
			Number of members attended	% of total shareholding
Annual General Meeting	21/08/2020	29,255	67	87

**B. BOARD MEETINGS**

\*Number of meetings held

5

S. No.	Date of meeting	Total Number of directors associated as on the date of meeting	Attendance	
			Number of directors attended	% of attendance
1	25/06/2020	11	11	100
2	10/08/2020	11	11	100
3	10/11/2020	11	11	100
4	10/02/2021	11	11	100

S. No.	Date of meeting	Total Number of directors associated as on the date of meeting	Attendance	
			Number of directors attended	% of attendance
5	17/03/2021	11	10	90.91

### C. COMMITTEE MEETINGS

Number of meetings held

12

S. No.	Type of meeting	Date of meeting	Total Number of Members as on the date of the meeting	Attendance	
				Number of members attended	% of attendance
1	Audit Committee	26/06/2020	3	3	100
2	Audit Committee	10/08/2020	3	3	100
3	Audit Committee	10/11/2020	3	3	100
4	Audit Committee	10/02/2021	3	3	100
5	Nomination & Remuneration	24/05/2020	4	4	100
6	Nomination & Remuneration	10/02/2021	4	4	100
7	Stakeholder Relationship	10/08/2020	4	4	100
8	Stakeholder Relationship	25/03/2021	4	4	100
9	Corporate Social Responsibility	30/06/2020	3	3	100
10	Corporate Social Responsibility	16/03/2021	3	3	100

### D. \*ATTENDANCE OF DIRECTORS

S. No.	Name of the director	Board Meetings			Committee Meetings			Whether attended AGM held on
		Number of Meetings which director was entitled to attend	Number of Meetings attended	% of attendance	Number of Meetings which director was entitled to attend	Number of Meetings attended	% of attendance	
1	JAGANNATHA	5	5	100	6	6	100	
2	RAGHUNATH	5	4	80	0	0	0	
3	SRINIVASAN	5	5	100	10	10	100	
4	VANDANA W	5	5	100	2	2	100	
5	DILEEP KUMAR	5	5	100	6	6	100	

6	ARUN KUMAR	5	5	100	6	6	100	
7	MURALI NEELI	5	5	100	4	4	100	
8	MUKUND THARUN	5	5	100	0	0	0	
9	DHRUV MOODI	5	5	100	0	0	0	
10	CHANDRU KALRO	5	5	100	4	4	100	
11	KRISHNAMURTHY	5	5	100	6	6	100	

**X. \*REMUNERATION OF DIRECTORS AND KEY MANAGERIAL PERSONNEL**

Nil

Number of Managing Director, Whole-time Directors and/or Manager whose remuneration details to be entered

2

S. No.	Name	Designation	Gross Salary	Commission	Stock Option/ Sweat equity	Others	Total Amount
1	CHANDRU KALRO	MANAGING DIRECTOR	13,246,656	34,662,288	0	0	47,908,944
2	K SHANKARAN	WHOLETIME DIRECTOR	10,758,609	34,662,288	0	0	45,420,897
	Total		24,005,265	69,324,576	0	0	93,329,841

Number of CEO, CFO and Company secretary whose remuneration details to be entered

2

S. No.	Name	Designation	Gross Salary	Commission	Stock Option/ Sweat equity	Others	Total Amount
1	V. SUNDARESAN	CFO	7,044,964	0	0	0	7,044,964
2	SARANYAN RAJAGOPALAN	CFO	9,585,895	0	0	0	9,585,895
	Total		16,630,859	0	0	0	16,630,859

Number of other directors whose remuneration details to be entered

9

S. No.	Name	Designation	Gross Salary	Commission	Stock Option/ Sweat equity	Others	Total Amount
1	T T JAGANNATHAN	CHAIRMAN	400,000	75,324,577	0	0	75,724,577
2	T T RAGHUNATHAN	VICE CHAIRMAN	200,000	2,600,000	0	0	2,800,000
3	VANDANA WALVEJ	DIRECTOR	300,000	2,600,000	0	0	2,900,000
4	R SRINIVASAN	DIRECTOR	600,000	2,600,000	0	0	3,200,000
5	DILEEP KRISHNASWAMY	DIRECTOR	500,000	2,600,000	0	0	3,100,000
6	ARUN THIAGARAJAN	DIRECTOR	500,000	2,600,000	0	0	3,100,000

S. No.	Name	Designation	Gross Salary	Commission	Stock Option/ Sweat equity	Others	Total Amount
7	MURALI NEELAKA	DIRECTOR	350,000	2,600,000	0	0	2,950,000
8	T T MUKUND	DIRECTOR	250,000	2,600,000	0	0	2,850,000
9	DHRUV MOONDHF	DIRECTOR	250,000	2,600,000	0	0	2,850,000
	Total		3,350,000	96,124,577	0	0	99,474,577

#### XI. MATTERS RELATED TO CERTIFICATION OF COMPLIANCES AND DISCLOSURES

\* A. Whether the company has made compliances and disclosures in respect of applicable provisions of the Companies Act, 2013 during the year  Yes  No

B. If No, give reasons/observations

#### XII. PENALTY AND PUNISHMENT - DETAILS THEREOF

(A) DETAILS OF PENALTIES / PUNISHMENT IMPOSED ON COMPANY/DIRECTORS /OFFICERS  Nil

Name of the company/ directors/ officers	Name of the court/ concerned Authority	Date of Order	Name of the Act and section under which penalised / punished	Details of penalty/ punishment	Details of appeal (if any) including present status

(B) DETAILS OF COMPOUNDING OF OFFENCES  Nil

Name of the company/ directors/ officers	Name of the court/ concerned Authority	Date of Order	Name of the Act and section under which offence committed	Particulars of offence	Amount of compounding (in Rupees)

#### XIII. Whether complete list of shareholders, debenture holders has been enclosed as an attachment

Yes  No

(In case of 'No', submit the details separately through the method specified in instruction kit)

#### XIV. COMPLIANCE OF SUB-SECTION (2) OF SECTION 92, IN CASE OF LISTED COMPANIES

In case of a listed company or a company having paid up share capital of Ten Crore rupees or more or turnover of Fifty Crore rupees or more, details of company secretary in whole time practice certifying the annual return in Form MGT-8.

Name

Parameshwar G Hegde

Whether associate or fellow

Associate  Fellow

Certificate of practice number

640

**I/We certify that:**

- (a) The return states the facts, as they stood on the date of the closure of the financial year aforesaid correctly and adequately.
- (b) Unless otherwise expressly stated to the contrary elsewhere in this Return, the Company has complied with all the provisions of the Act during the financial year.

**Declaration**

I am Authorised by the Board of Directors of the company vide resolution no. ...  dated

(DD/MM/YYYY) to sign this form and declare that all the requirements of the Companies Act, 2013 and the rules made thereunder in respect of the subject matter of this form and matters incidental thereto have been complied with. I further declare that:

- 1. Whatever is stated in this form and in the attachments thereto is true, correct and complete and no information material to the subject matter of this form has been suppressed or concealed and is as per the original records maintained by the company.
- 2. All the required attachments have been completely and legibly attached to this form.

**Note: Attention is also drawn to the provisions of Section 447, section 448 and 449 of the Companies Act, 2013 which provide for punishment for fraud, punishment for false statement and punishment for false evidence respectively.**

**To be digitally signed by**

Director

DIN of the director

03474813

**To be digitally signed by**

Company Secretary

Company secretary in practice

Membership number

1976

Certificate of practice number



**Attachments**

1. List of share holders, debenture holders
2. Approval letter for extension of AGM;
3. Copy of MGT-8;
4. Optional Attachment(s), if any

**Attach****Attach****Attach****Attach****List of attachments**

List of FII.pdf  
Share Transfers details.pdf  
Details of Committee Meeting.pdf

**Remove attachment**

Modify

Check Form

Prescrutiny

Submit

---

**This eForm has been taken on file maintained by the Registrar of Companies through electronic mode and on the basis of statement of correctness given by the company**

Note: This e-form MGT-7 (draft) along with form MGT-8 (draft) placed on the website of the Company in compliance of the Companies (Amendment) Act, 2017, effective August 28, 2020. The e-form MGT-7 shall be filed with Ministry of Corporate Affairs upon the completion of 65th Annual General Meeting of the Company as required under Section 92, of Companies Act, 2013, and the Rules made thereunder and the copy of the same shall be furnished on the website of the Company

<b>TTK PRESTIGE LIMITED</b>								
Regd.Office:Plot No. 38, SIPCOT INDUSTRIAL COMPLEX HOSUR TAMIL NADU 635126								
CIN NO:L85110TZ1955PLC015049								
Date of closure of previous financial year :30/03/2020								
Sno	Date of Registration of Transfer of Shares	Type of Security	No of Shares	Nominal value (each in Rs.)	Ledger Folio of Transferor	Transferor's Name	Ledger Folio of Transferee	Transferee's Name
1	10/10/2020	1	120	10	TTK006615	GOBINDA PADA SAHA	TTK100956	PARTHA PRATIM SAHA
2	16/12/2020	1	100	10	TTK014639	V MOHANRAJ	TTK100957	T P K RAMALINGAM

## Details of Committee Meetings for the Year 2020-21 :

SI No	Type of meeting	Date of Meeting	Total Number of Members	Attendance	
				Number of members attended	% of attendance
1	Audit Committee	25-06-20	3	3	100
2	Audit Committee	10-08-20	3	3	100
3	Audit Committee	10-11-20	3	3	100
4	Audit Committee	10-02-21	3	3	100
5	Nomination & Remuneration Committee	24-05-20	4	4	100
6	Nomination & Remuneration Committee	10-02-21	4	4	100
7	Stakeholder Relationship Committee	10-08-20	4	4	100
8	Stakeholder Relationship Committee	25-03-21	4	4	100
9	Corporate Social Responsibility Committee	30-06-20	3	3	100
10	Corporate Social Responsibility Committee	16-03-21	3	3	100
11	Risk Management Committee	24-06-20	8	8	100
12	Risk Management Committee	16-03-21	8	8	100

**TTK PRESTIGE LIMITED**  
**List of Top 500 Shareholders as on 31/03/2021 ((FN,FPC,FPI))**

SLNO	DPID	FOLIO/CL-ID	NAME/JOINT NAME(S)	ADDRESS	COUNTRY OF INCORPORATION	REGN. NO WITH SEBI	HOLDING	% TO EQT	MINOR CODE	PAN NO
1	IN303173	20003324	NALANDA INDIA EQUITY FUND LIMITED	C/o Room 203A 2nd Floor Moka Business Centre Montagne Ory Road Bon Air Moka	MAURITIUS	INMUFP131217	484158	3.49	FPC	AADCN6131F
2	IN300167	10117642	WELLINGTON TRUST COMPANY, NATIONAL ASSOCIATION MUL TIPLE COMMON TRUST FUNDS TRUST, EMERGING MARKETS O PPORTUNITIES PORTFOLIO	280 CONGRESS STREET BOSTON	UNITED STATES OF AMERICA	INUSFP042915	104995	0.76	FPC	AAATW3151C
3	IN300126	11259588	EMBLEM FII	C/o River Court Administrators Limited River Court St Denis Street Port - Louis		INMUFP020714	94945	0.68	FPC	AACCE6354Q
4	IN303438	10011336	SCHRODER INTERNATIONAL SELECTION FUND INDIAN OPPOR TUNITIES	5 RUE HOHENHOF L-1736 SENNINGERBERG GRAND DUCHY OF LUXEMBOURG	LUXEMBOURG	INLUF024214	94730	0.68	FPC	AATCS1639R
5	IN300054	10105077	ISHARES CORE EMERGING MARKETS MAURITIUS CO	INTERNATIONAL FINANCIAL SERVICES IFS COURT TWENTY EIGHT CYBERCITY EBENE MAURITIUS	MAURITIUS	INMUFP052015	56338	0.41	FPC	AADC11923N
6	IN303438	10016654	VANGUARD EMERGING MARKETS STOCK INDEX FUND, A SERI ES OF VANGUARD INTERNATIONAL EQUITY INDEX FUNDS	100 VANGUARD BOULEVARD MALVERN PA	UNITED STATES OF AMERICA	INUSFP068617	45789	0.33	FPC	AAATY0918K
7	IN300054	10096353	MIRAE ASSET INDIA MID CAP EQUITY FUND	31 Z A Bourmicht L-8070 Bertrange Luxembourg		INLUF0246817	45413	0.33	FPC	AALCM4412E
8	IN300054	10087570	MIRAE ASSET INDIA SMALL-MID CAP FOCUS EQUITY MASTE R INVESTMENT TRUST	East Tower 26F Mirae Asset CENTER1 26 Eulji-ro 5-gil Jung- gu Seoul	SOUTH KOREA	INSKFP173915	32901	0.24	FPC	AAETM1919Q
9	IN303438	10003257	VANGUARD TOTAL INTERNATIONAL STOCK INDEX FUND	100 VANGUARD BOULEVARD MALVERN PA	UNITED STATES OF AMERICA	INUSFP101917	30909	0.22	FPC	AABTV0442N

10	IN300054	10076881	GOVERNMENT PENSION FUND GLOBAL	Bankplassen 2 P O Box 1179 Sentrum Oslo 0107	NORWAY	INNOFP130516	29256	0.21	FPC	AACCN1454E
11	IN300167	10125013	DESJARDINS EMERGING MARKETS OPPORTUNITIES FUND	1 COMPLEXE DESJARDINS SUITE 1422 MONTREAL QUEBEC	CANADA	INCAFP156917	27292	0.20	FPC	AACTD1180C
12	IN300054	10013410	EMERGING MARKETS CORE EQUITY PORTFOLIO (THE PORTFOLIO) OF DFA INVESTMENT DIMENSIONS GROUP INC. (DFAI DG)	6300 Bee Cave Road Building One Austin Texas 78746 USA	UNITED STATES OF AMERICA	INUSFP031416	25333	0.18	FPC	AACCD1644G
13	IN301799	10082244	UNISUPER LIMITED AS TRUSTEE FOR UNISUPER	Level1 385 Bourke Street Melbourne	AUSTRALIA	INAUFP082717	24542	0.18	FPC	AABFU9541M
14	IN301524	30049580	ALBERTA TEACHERS RETIREMENT FUND BOARD	11010 142 STREET NW EDMONTON ALBERTA CANADA	CANADA	INCAFP055714	21147	0.15	FPC	AAKCA2847G
15	IN300054	10013268	THE EMERGING MARKETS SMALL CAP SERIES OF THE DFA I INVESTMENT TRUST COMPANY	6300 Bee Cave Road Building One Austin Texas 78746 USA	UNITED STATES OF AMERICA	INUSFP033916	20679	0.15	FPC	AAATD7768G
16	IN300054	10103661	WELLINGTON MANAGEMENT FUNDS (IRELAND) PUBLIC LIMITED COMPANY-WELLINGTON EMERGING MARKETS OPPORTUNITIES FUND	25-28 North Wall Quay International Financial Services Centre Dublin 1	IRELAND	INIRFP162015	19146	0.14	FPC	AABCW6491R
17	IN300054	10103782	PINEBRIDGE GLOBAL FUNDS - PINEBRIDGE INDIA EQUITY FUND	78 SIR JOHN ROGERSONS QUAY DUBLIN 2 IRELAND	IRELAND	INIRFP077015	19097	0.14	FPC	AABTA6001C
18	IN303438	10002738	SCHRODER INTERNATIONAL SELECTION FUND INDIAN EQUITY	5 RUE HOHENHOF L-1736 SENNINGERBERG GRAND DUCHY OF LUXEMBOURG	LUXEMBOURG	INLUFP021814	16559	0.12	FPC	AAKCS0177P
19	IN303438	10020249	VANGUARD FIDUCIARY TRUST COMPANY INSTITUTIONAL TOTAL INTERNATIONAL STOCK MARKET INDEX TRUST II	JPMORGAN CHASE BANK N.A. INDIA SUB CUSTODY 6th FLOOR, PARADIGM B MINDSPACE, MALAD W, MUMBAI	INDIA	INUSFP012120	16492	0.12	FPC	AADTV1640C
20	IN300167	10110820	SPRUGOS INVESTMENTS VIII, LLC	4000 JONES BRIDGE ROAD CHEVY CHASE MARYLAND	UNITED STATES OF AMERICA	INUSFP244615	15420	0.11	FPC	AASCS9923K

21	IN303438	10018367	SCHRODER INDIA EQUITY FUND	JPMORGAN CHASE BANK N.A. INDIA SUB CUSTODY 6th FLOOR, PARADIGM B MINDSPACE, MALAD W, MUMBAI	INDIA	INUKFP014319	12425	0.09	FPC	ABBCS1502J
22	IN303438	10016687	EMERGING MARKETS SMALL CAPITALIZATION EQUITY INDEX NON- LENDABLE FUND	400 HOWARD STREET SAN FRANCISCO CA 94105	UNITED STATES OF AMERICA	INUSFP172617	10188	0.07	FPC	AAAAE3545P
23	IN300167	10059172	VANGUARD FTSE ALL-WORLD EX-US SMALL-CAP INDEXFUND	100 VANGUARD BOULEVARD MALVERN PA	UNITED STATES OF AMERICA	INUSFP067617	10003	0.07	FPC	AABTV0979Q
24	IN303438	10017116	EMERGING MARKETS SMALL CAPITALIZATION EQUITY INDEX FUND	400 HOWARD STREET SAN FRANCISCO CA 94105	UNITED STATES OF AMERICA	INUSFP176217	9014	0.07	FPC	AAAAE5365K
25	IN301524	30048224	ALQUITY SICAV - ALQUITY INDIAN SUBCONTINENT FUND	106 ROUTE DARLON MAMER L 8210	LUXEMBOURG	INLUFP112017	8491	0.06	FPC	AAMCA6395D
26	IN300167	10032725	CALIFORNIA PUBLIC EMPLOYEES' RETIREMENT SYSTEM	400 Q STREET LPE ROOM 4800 SACRAMENTO CA	UNITED STATES OF AMERICA	INUSFP111015	8026	0.06	FPC	AAATC6038J
27	IN300054	10104453	ISHARES INDIA SC MAURITIUS COMPANY	IFS COURT TWENTYEIGHT CYBERCITY EBENE MAURITIUS	MAURITIUS	INMUF050315	7563	0.05	FPC	AACCI7987F
28	IN300054	10105204	ISHARES CORE MSCI EM IMI UCITS ETF	JP MORGAN HOUSE IFSC DUBLIN 1	IRELAND	INIRFP073415	7098	0.05	FPC	AADC17836E
29	IN300054	10109545	BOFA SECURITIES EUROPE SA - ODI	CITIBANK N.A. CUSTODY SERVICES FIFC- 11TH FLR, G BLOCK PLOT C-54 AND C-55, BKC BANDRA - EAST, MUMBAI	INDIA	INFRFP097319	7000	0.05	FPC	AAICB3737G
30	IN300142	10541516	BNS ASIA LIMITED	ONE RAFFLES QUAY NORTH TOWER LEVEL 20	SINGAPORE	INSGFP176215	6088	0.04	FPC	AACCT1805H
31	IN300167	10078107	UPS GROUP TRUST	55 GLENLAKE PKWY NE ATLANTA GEORGIA	UNITED STATES OF AMERICA	INUSFP013716	5164	0.04	FPC	AAATU3821D

32	IN301799	10088827	BNP PARIBAS ARBITRAGE - ODI	BNP PARIBAS HOUSE 1 NORTH AVENUE, MAKER MAXITY BANDRA KURLA COMPLEX, BANDRA EAST MUMBAI	INDIA	INFRFP006620	4369	0.03	FPC	AAGFB5324G
33	IN300054	10085015	NORTHERN TRUST COLLECTIVE EMERGING MARKETS SMALL C AP INDEX FUND- NON LENDING	50 S LaSalle Street Chicago Illinois	UNITED STATES OF AMERICA	INUSFP095215	4329	0.03	FPC	AACTN1585B
34	IN303307	10001355	DOVETAIL INDIA FUND CLASS 7 SHARES	4th Floor 19 Bank Street Cybercity Ebene		INMUFP241717	4200	0.03	FPC	AAGCD0792B
35	IN300167	10080770	STATE STREET GLOBAL SMALL CAP EQUITY EX-U.S. INDEX NON- LENDING SERIES FUND	ONE LINCOLN STREET BOSTON MA	UNITED STATES OF AMERICA	INUSFP023316	3802	0.03	FPC	AAJTS4147D
36	IN303173	20248181	ENVISION INDIA FUND	KOTAK MAHINDRA BANK LIMITED KOTAK INFINITI BLDG N. 21 2ND FLR ZONE I CUSTODY SERVS INFINITY PARK GEN A.K.VAIDYA MARG MALAD E MUMBAI	INDIA	INMUFP055220	3640	0.03	FPC	AAFCE9371A
37	IN301524	30035748	UBS FUND MANAGEMENT (SWITZERLAND) AG ON BEHALF OF SIHL INSTITUTIONAL FUND - AKTIEN EMERGING MARKETS	AESCHENPLATZ 6		INCHFP052214	3616	0.03	FPC	AAAAU2392J
38	IN300167	10049693	COLLEGE RETIREMENT EQUITIES FUND - STOCK ACCOUNT	730 THIRD AVENUE NEW YORK NEW YORK	UNITED STATES OF AMERICA	INUSFP083617	3266	0.02	FPC	AAACC9040K
39	IN300054	10104429	ISHARES EMSC MAURITIUS CO	INTERNATIONAL FINANCIAL SERVICES IFS COURT TWENTYEIGHT CYBERCITY EBENE	MAURITIUS	INMUFP051915	2860	0.02	FPC	AACCI5902Q
40	IN303438	10000062	COPTHALL MAURITIUS INVESTMENT LIMITED - ODI ACCOUN T	C/O CIM CORPORATE SERVICES LTD LES CASCADES BUILDING EDITH CAVELL STREET PORT LOUIS	MAURITIUS	INMUFP001717	2763	0.02	FPC	AAACC4303M
41	IN301799	10083534	INDIA AVENUE EQUITY FUND	LEVEL 2 575 BOURKE STREET MELBOURNE AUSTRALIA	AUSTRALIA	INAUFP177516	2749	0.02	FPC	AABTI3338L

42	IN300167	10146165	THE REGENTS OF THE UNIVERSITY OF CALIFORNIA - STATE STREET GLOBAL ADVISORS	1111 BROADWAY SUITE 2100 OAKLAND CA		INUSFP242917	2738	0.02	FPC	AADCT1007C
43	IN300167	10118522	ACADIAN EMERGING MARKETS SMALL CAP EQUITY FUND LLC	260 FRANKLIN STREET BOSTON MASSACHUSETTS	UNITED STATES OF AMERICA	INUSFP171615	2548	0.02	FPC	AAMCA6207G
44	IN300167	10055675	STATE STREET MSCI EMERGING MARKETS SMALL CAP INDEX NON-LENDING COMMON TRUST FUND	ONE LINCOLN STREET BOSTON MA	UNITED STATES OF AMERICA	INUSFP022816	2106	0.02	FPC	AAITS0342K
45	IN301524	30049602	CC&L Q EMERGING MARKETS EQUITY FUND	1111 WEST GEORGIA ST SUITE 2200 VANCOUVER B C CANADA	CANADA	INCAFP153415	2026	0.01	FPC	AABTC7446B
46	IN303438	10018480	VANGUARD FIDUCIARY TRUST COMPANY INSTITUTIONAL TOTAL INTERNATIONAL STOCK MARKET INDEX TRUST	JPMORGAN CHASE BANK N.A. INDIA SUB CUSTODY 6th FLOOR, PARADIGM B MINDSPACE, MALAD W, MUMBAI	INDIA	INUSFP022719	1965	0.01	FPC	AACTV9551H
47	IN300167	10045319	SPDR S AND P EMERGING MARKETS SMALL CAP ETF	ONE LINCOLN STREET BOSTON MA	UNITED STATES OF AMERICA	INUSFP131616	1856	0.01	FPC	AAHTS4805N
48	IN303438	10005548	NEW YORK STATE COMMON RETIREMENT FUND	OFFICE OF THE STATE COMPTROLLER 110 STATE STREET 14TH FLOOR ALBANY NY	UNITED STATES OF AMERICA	INUSFP162316	1802	0.01	FPC	AAATN0651N
49	IN300167	10047358	VANGUARD TOTAL WORLD STOCK INDEX FUND	100 VANGUARD BOULEVARD MALVERN PA	UNITED STATES OF AMERICA	INUSFP067417	1409	0.01	FPC	AABTV0279R
50	IN303438	10015477	PUB EQUITIES EMERGING MARKETS 2	UETLIBERGSTRASSE 231 ZURICH	SWITZERLAND	INCHFP001417	1360	0.01	FPC	AACTP9573F
51	IN300054	10105132	ISHARES MSCI EM SMALL CAP UCITS ETF	JP MORGAN HOUSE IFSC DUBLIN 1	IRELAND	INIRFP257116	1358	0.01	FPC	AADC13486J
52	IN303438	10016679	EMERGING MARKETS SMALL CAPITALIZATION EQUITY INDEX FUND B	400 HOWARD STREET SAN FRANCISCO CA 94105	UNITED STATES OF AMERICA	INUSFP172517	1192	0.01	FPC	AAAAE3543M
53	IN300167	10030167	CITY OF NEW YORK GROUP TRUST	ONE CENTRE STREET NEW YORK NY 10007 2341	UNITED STATES OF AMERICA	INUSFP213516	1191	0.01	FPC	AAATC8419K



54	IN300167	10047132	STATE STREET MSCI EMERGING MARKETS SMALL CAP INDEX SECURITIES LENDING FUND	ONE LINCOLN STREET BOSTON MA	UNITED STATES OF AMERICA	INUSFP022916	1114	0.01	FPC	AAHTS6002P
55	IN303438	10012152	PUBLIC EMPLOYEES RETIREMENT SYSTEM OF OHIO	277 EAST TOWN STREET COLUMBUS OH 43215 USA	UNITED STATES OF AMERICA	INUSFP130016	1087	0.01	FPC	AAATP5186E
56	IN300054	10074905	WORLD EX U.S. CORE EQUITY PORTFOLIO OF DFA INVESTM ENT DIMENSIONS GROUP INC.	6300 Bee Cave Road Building One Austin Texas 78746 USA	UNITED STATES OF AMERICA	INUSFP031716	1020	0.01	FPC	AABCW4402G
57	IN300054	10017712	EMERGING MARKETS SOCIAL CORE EQUITY PORTFOLIO OF D FA INVESTMENT DIMENSIONS GROUP INC.	6300 Bee Cave Road Building One Austin Texas 78746 USA	UNITED STATES OF AMERICA	INUSFP031516	1018	0.01	FPC	AABCE6264C
58	IN303438	10016293	SCHRODER INTERNATIONAL SELECTION FUND EMERGING MUL TI ASSET INCOME	5 RUE HOHENHOF SENNINGERBERG		INLUF239417	943	0.01	FPC	AAZCS3905N
59	IN300054	10025384	T.A. WORLD EX U.S. CORE EQUITY PORTFOLIO OF DFA IN VESTMENT DIMENSIONS GROUP INC.	6300 Bee Cave Road Building One Austin Texas 78746 USA	UNITED STATES OF AMERICA	INUSFP031616	901	0.01	FPC	AACCT9049F
60	IN301524	30051010	GOLDMAN SACHS (SINGAPORE) PTE. - ODI	STANDARD CHARTERED BANK SECURITIES SERVICES OPERATIONS 3RD FLOOR, 23- 25, M.G ROAD FORT, MUMBAI, INDIA	INDIA	INSGFP097519	751	0.01	FPC	AAFCG0345N
61	IN303438	10014327	BVK PERSONALVORSORGE DES KANTONS ZURICH	STAMPFENBACHSTRASSE 63 8006 ZURICH	SWITZERLAND	INCHFP113016	688	0.00	FPC	AACTB5009N
62	IN300167	10134830	ACADIAN EMERGING MARKETS ALPHA PLUS FUND TRUST	320 BAY STREET TORONTO ONTARIO	CANADA	INCAFP062716	643	0.00	FPC	AAFTA0579D
63	IN300167	10121383	SSGA SPDR ETFS EUROPE I PUBLIC LIMITED COMPANY - S PDR MSCI EMERGING MARKETS SMALL CAP UCITS ETF	78 SIR JOHN ROGERSONS QUAY DUBLIN 2	IRELAND	INIRFP026114	616	0.00	FPC	AAUCS9527P
64	IN300167	10156689	EMERGING MARKETS CORE EQUITY FUND OF DIMENSIONAL F UNDS ICVC	20 Triton Street Regents Place London NW1 3BF U K	UNITED KINGDOM	INUKFP032216	520	0.00	FPC	AACCD1506B

65	IN300167	10128284	STATE STREET GLOBAL ALL CAP EQUITY EX-US INDEX PORTFOLIO	ONE LINCOLN STREET BOSTON MA	UNITED STATES OF AMERICA	INUSFP143615	498	0.00	FPC	AAPTS4453E
66	IN300167	10143046	CC & L Q GROUP GLOBAL EQUITY FUND	1111 WEST GEORGIA STREET SUITE 2300 VANCOUVER BRITISH COLUMBIA	CANADA	INCAFP133117	490	0.00	FPC	AABTC7447A
67	IN300054	10112315	INTERNATIONAL MONETARY FUND - MANAGER A	700 19TH STREET NW WASHINGTON DC	UNITED STATES OF AMERICA	INUSFP287816	486	0.00	FPC	EXEMPTCATG
68	IN300167	10081274	THE BOARD OF REGENTS OF THE UNIVERSITY OF TEXAS SYSTEM-ACADIAN ASSET MANAGEMENT	401 CONGRESS AVENUE SUITE 2800 AUSTIN TEXAS	UNITED STATES OF AMERICA	INUSFP152016	471	0.00	FPC	AAAJT2339R
69	IN300054	10097678	EMERGING MARKETS SUSTAINABILITY CORE 1 PORTFOLIO	CITIBANK N.A. CUSTODY SERVICES FIFC- 11TH FLR, G BLOCK PLOT C-54 AND C-55, BKC BANDRA - EAST, MUMBAI	INDIA	INUSFP024018	427	0.00	FPC	AAECE9320Q
70	IN300167	10141503	CC& L Q GLOBAL EQUITY FUND	1111 WEST GEORGIA STREET SUITE 2300 VANCOUVER BRITISH COLUMBIA	CANADA	INCAFP073217	397	0.00	FPC	AABTC7448R
71	IN300142	10743212	PUBLIC EMPLOYEES RETIREMENT ASSOCIATION OF NEW MEXICO	33 PLAZA LA PRENSA SANTA FE NEW MEXICO	UNITED STATES OF AMERICA	INUSFP216615	394	0.00	FPC	AABTP6710H
72	IN300054	10032536	CITY OF LOS ANGELES FIRE AND POLICE PENSION PLAN	360 E Second Street Suite 600 Los Angeles CA		INUSFP065214	387	0.00	FPC	AABTC0471C
73	IN300167	10124393	MERCER QIF FUND PLC- MERCER INVESTMENT FUND 1	70 SIR JOHN ROGERSON'S QUAY DUBLIN 2	IRELAND	INIRFP033015	379	0.00	FPC	AAJCM5945N
74	IN303438	10018375	VANGUARD ESG INTERNATIONAL STOCK ETF	JPMORGAN CHASE BANK N.A. INDIA SUB CUSTODY 6th FLOOR, PARADIGM B MINDSPACE, MALAD W, MUMBAI	INDIA	INUSFP014619	317	0.00	FPC	AACTV8876B
75	IN300167	10150969	VANGUARD INVESTMENTS FUNDS ICVC-VANGUARD FTSE GLOBAL ALL CAP INDEX FUND	DEUTSCHE BANK AG, DB HOUSE HAZARIMAL SOMANI MARG, P.O.BOX NO. 1142, FORT MUMBAI	INDIA	INUKFP043018	312	0.00	FPC	AAGCV3937J

76	IN300167	10128022	DIMENSIONAL FUNDS PLC - MULTI-FACTOR EQUITY FUND	25/28 NORTH WALL QUAY DUBLIN 1	IRELAND	INIRFP127115	310	0.00	FPC	AAFCD1235L
77	IN300167	10159933	AMERICAN CENTURY ETF TRUST-AVANTIS EMERGING MARKET S EQUITY ETF	DEUTSCHE BANK AG, DB HOUSE, HAZARIMAL SOMANI MARG, P.O.BOX NO. 1142, FORT MUMBAI	INDIA	INUSFP083219	255	0.00	FPC	AAHTA5157H
78	IN300167	10141511	CC&L Q INTERNATIONAL EQUITY FUND	1111 WEST GEORGIA STREET SUITE 2300 VANCOUVER BRITISH COLUMBIA	CANADA	INCAFP073617	231	0.00	FPC	AABTC7445C
79	IN300054	10004986	LEGAL AND GENERAL ASSURANCE (PENSION MANAGEMENT) L IMITED	One Coleman Street London	UNITED KINGDOM	INUKFP115617	211	0.00	FPC	AABCL0025A
80	IN303438	10006451	ISHARES EMERGING MARKETS IMI EQUITY INDEX FUND	LEVEL 26 101 COLLINS STREET MELBOURNE VIC	AUSTRALIA	INAUFP233415	194	0.00	FPC	AABTB6669D
81	IN300167	10021055	ALASKA PERMANENT FUND	801 WEST 10TH STREET JUNEAU ALASKA	UNITED STATES OF AMERICA	INUSFP117816	175	0.00	FPC	AADTA7800K
82	IN300167	10064916	ACADIAN EMERGING MARKETS EQUITY FUND	200 CLARENDON ST 52ND FLOOR BOSTON MASSACHUSETTS	UNITED STATES OF AMERICA	INUSFP171715	131	0.00	FPC	AAHCA7953L
83	IN300054	10023614	UTAH STATE RETIREMENT SYSTEMS	540 East 200 South Salt Lake City Utah	UNITED STATES OF AMERICA	INUSFP271916	130	0.00	FPC	AAATU2901Q
84	23400	130234000034	DULARIBEN RAJEN SHAH	401 , HARMEN GARDEN APT., OPP KAKADIA COMPLEX, ATHWALINES, SURAT GUJARAT	INDIA		100	0.00	FN	CKOPS0330M
85	IN301524	30050210	BURGUNDY EMERGING MARKETS SMALL CAP FUND	STANDARD CHARTERED BANK SECURITIES SERVICES, 3RD FLOOR 23-25 M.G. ROAD FORT, MUMBAI	INDIA	INCAFP050018	99	0.00	FPC	AADTB4946K
86	IN300142	10772917	VANGUARD INVESTMENT SERIES PLC - VANGUARD ESG EMER GING MARKETS ALL CAP EQUITY INDEX FUND	HSBC SECURITIES SERVICES 11TH FLOOR BLDG 3 NESCO IT PARK NESCO COMPLEX W E HIGHWAY GOREGAON EAST MUMBAI	INDIA	INIRFP049720	57	0.00	FPC	AAHCV3894R

87	IN300054	10038629	NORTHERN TRUST COMMON ALL COUNTRY WORLD EX-US INVE STABLE MARKET INDEX FUND-NON LENDING	50 South LaSalle Street Chicago Illinois	UNITED STATES OF AMERICA	INUSFP246115	42	0.00	FPC	AABTN0934H
88	IN300054	10112036	DIMENSIONAL EMERGING CORE EQUITY MARKET ETF OF DIM ENSIONAL ETF TRUST	CITIBANK N.A. CUSTODY SERVICES FIFC- 11TH FLR, G BLOCK PLOT C-54 AND C-55, BKC BANDRA - EAST, MUMBAI	INDIA	INUSFP082720	4	0.00	FPC	AADTD6744K
			<b>TOTAL:</b>				<b>1389144.00</b>	<b>10.02</b>		

Draft

**FORM NO. MGT-8**

[Pursuant to Section 92(2) of the Companies Act, 2013 and Rule 11(2) of Companies (Management and Administration) Rules, 2014]

I have examined the registers, records and books and papers of **TTK PRESTIGE LIMITED (CIN: L85110TZ1955PLC015049)** (the Company) as required to be maintained under the Companies Act, 2013 (the Act) and the rules made thereunder for the financial year ended on March 31, 2021. In my opinion and to the best of my information and according to the examinations carried out by me and explanations furnished to me by the company, its officers and agents, I certify that:

- A. the Annual Return states the facts as at the close of the aforesaid financial year correctly and adequately.
- B. during the aforesaid financial year the Company has complied with provisions of the Act & Rules made there under in respect of:
  1. its status under the Act.
  2. Maintenance of registers/records & making entries therein within the time prescribed therefor.
  3. filing of forms and returns with the Registrar of Companies and Central Government, within the prescribed time except in cases of forms filed beyond prescribed time with additional fees, if any.
  4. calling/ convening/ holding meetings of Board of Directors or its committees, and the meetings of the members of the Company on due dates as stated in the annual return in respect of which meetings, proper notices were given and the proceedings including the circular resolutions if any, have been properly recorded in the Minutes Book/registers maintained for the purpose and the same have been signed.
  5. closure of Register of Members.
  6. As per the information given by the Company, the Company has not made any advances/loans to its directors and/or persons or firms or companies referred in section 185 of the Act during the financial year.
  7. contracts/arrangements with related parties as specified in section 188 of the Act.
  8. transfer or transmission shares and issue of share certificates and there was no issue and allotment of securities, redemption of preference shares or debentures, alteration or reduction of share capital, buy back of shares or conversion of shares during the financial year.

9. The company has not kept in abeyance the rights to dividend, rights shares and bonus shares pending registration of transfer of shares during the financial year.
10. declaration/payment of dividend; transfer of unpaid/unclaimed dividend/other amounts as applicable to the Investor Education and Protection Fund in accordance with section 125 of the Act.
11. signing of audited financial statements as per the provisions of section 134 and report of directors is as per sub - sections (3), (4) and (5) thereof.
12. constitution/ appointment/ re-appointments/ retirement/ filling up casual vacancy/ disclosures of the Directors, Key Managerial Personnel and the remuneration paid to them; There was no casual vacancy in the Board during the year.
13. There was no appointment / reappointment of auditors under section 139 of the Act, and there was no casual vacancy of auditors during the year.
14. The Company was not required to take any approval from the Central Government, Tribunal, Regional Director, Registrar or such other authorities under the various provisions of the Act during the financial year;
15. The Company has not accepted/renewed/repaid any deposits from the public during the financial year.
16. borrowing from banks and others and creation/ modification/ satisfaction of charges, if any, any, during the financial year.
17. loans and investments or guarantees given or providing of securities to other bodies corporate or persons falling under the provisions of section 186 of the Act during the financial year.
18. The company has not altered the provisions of the Memorandum and/or Articles of Association of the Company during the financial year.

Place: Bangalore  
Date:

P.G.HEGDE  
Hegde & Hegde  
Company Secretaries  
C.P. No. : 640  
UDIN:

*This certificate is to be read with Annexure which forms an integral part of this certificate.*

## Annexure

To  
TTK Prestige Limited,  
Hosur, Tamilnadu

My certificate in Form MGT 8 on the Annual Return (MGT-7) as on the financial year ended on March 31, 2021 of even date is to be read along with this letter.

1. Maintenance of secretarial records is the responsibility of the Management of the Company. My responsibility is to express an opinion on these secretarial records based on my audit.
2. I have followed the audit practices and process as were appropriate to obtain reasonable assurance about the correctness of the contents of the secretarial records. The verification was done on test basis to ensure that correct facts are reflected in the Form MGT-7. I believe that the processes and practices, I followed provide a reasonable basis for our opinion.
3. The compliance of the provisions of the Companies Act 2013, rules, regulations, standards is the responsibility of the Management. My examination was limited to the verification of records on test basis.
4. Due to prevailing circumstance of COVID-19 pandemic, the certificate is issued based on the verification of secretarial records furnished by/obtained from the Company and also the information provided by the Company electronically.

Place: Bangalore  
Date:

P.G.HEGDE  
Hegde & Hegde  
Company Secretaries  
C.P. No. : 640  
UDIN: